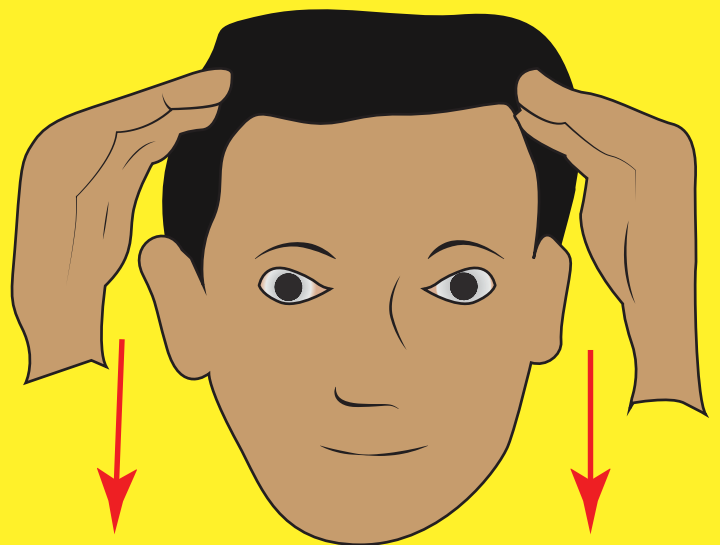
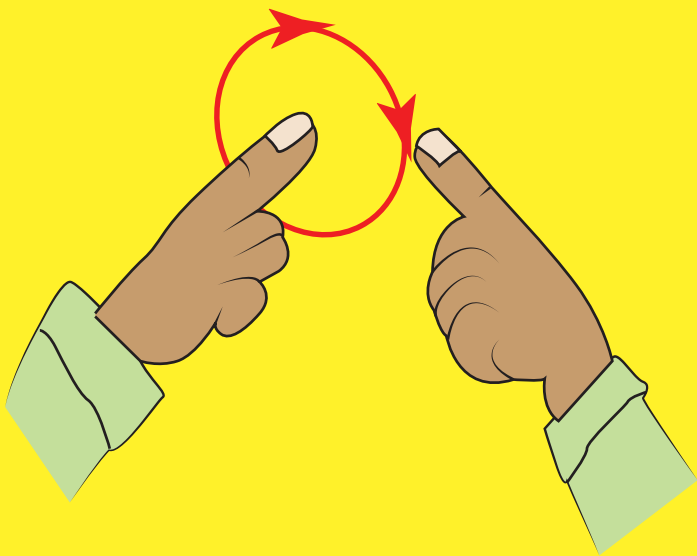




የኢትዮጵያ ምልክት ቋንቋ

የተማሪ መማሪያ መጽሐፍ
ሁለተኛ ክፍል



ስመጽሐፍ ሲደረግ ስለሚገባው የአያያዝ ጥንቃቄ

ይህን መጽሐፍ ብዙ ተማሪዎች ስለሚገለገሉበት በጥንቃቄ ሊያዝ ይገባዋል። የሚከተሉት 10 ነጥቦች መጽሐፉን በጥንቃቄ ይዞ እንዴት መጠቀም እንደሚቻል ሃሳብ ይሰጣሉ።

- የመጽሐፉን ሽፋን በጠንካራ ወረቀት ወይም በላስቲክ መሸፈን።
- መጽሐፉን ርጥበት በሌለበት ቦታ ላይ በጥንቃቄ ማስቀመጥ።
- መጽሐፉን በቆሻሻ እጅ ያለማገላበጥ ገጾቹም አለመግለጥ።
- በመጽሐፉ የሽፋንም ሆነ የውስጥ ገጾች ላይ አላስፈላጊ የሆኑ ስዕሎችንና ጽሑፎችን ያለመሳልና አለመጻፍ።
- ለመጽሐፉ የገጽ መለያ ወይም የንባብ ማረፊያ የሆነ እልባት በጠንካራ ክርታስ ሠርቶ መጠቀም እንጂ የቆሙበትን ቦታ ለማስታወስ ገጾቹን ደጋግሞ አለመጠፍ።
- ከመጽሐፉ ውስጥ አንድም ገጽ ሆነ ሥዕል ገንጥሎ አለማውጣት።
- መጽሐፉ ቢገነጠል እንኳ በጥንቃቄ መልሶ በማጣበቂያ ማስትሽ ማያያዝ።
- መጽሐፉ ቦርሳ ውስጥ ሲከተት እንዳይታጠፍና እንዳይጨማደድ ጥንቃቄ ማድረግ።
- መጽሐፉ ለሌላ ሰው በውሰት ሲሰጥ የተዋሰው ሰው በጥንቃቄ እንዲይዝ መንገር።
- መጽሐፉን በጥንቃቄ መግለጥ፣ ገጾቹ እንዳይገነጠሉና እንዳይወይቡ በጥንቃቄ መያዝ።



የኢትዮጵያ ምልክት ቋንቋ

የተማሪ መማሪያ መጽሐፍ

ሁለተኛ ክፍል

ስዘጋጅ:- ንግድ ኢንተርናሽናል ስማካሪ ድርጅት

ዳካ:- መስፍን አበበ

የሙያ ስማካሪዎች:- ዳድሱስ ካሱ፣ ተስፋዬ ባሻ(ዶ/ር)፣ ተክለሃይማኖት ደርሶ፣ ባህረ ታምረ

የፎዳገጂ ስማካሪ:- ስምቢሳ ቀነስ (ዶ/ር)

ስርታስዎን:- የሻሙ ተሰማ፣ ቢተው አሰማየሁ

ግራፊክስ ዲዛይን:- ገብረአምሳክ ጋሻው፣ ሱራቴሌስ አበበ

ስለተባባሪዎች:- ስንዳርጋቸው ደንቀ፣ ሞሳዬ ካሣሁን (ዶ/ር)



በኢትዮጵያ ፌዴራላዊ ዲሞክራሲያዊ ሪፐብሊክ

ትምህርት ሚኒስቴር

ምዕራፍ አንድ
መማሪያ ክፍላችን.....1

ምዕራፍ ሁለት
አበባ እወዳለሁ.....10

ምዕራፍ ሶስት
ጥያቄ አለኝ.....14

ምዕራፍ አራት
ጨዋታ.....19

ምዕራፍ አምስት
መገልገያ ዕቃዎች.....23

ምዕራፍ ስድስት
የትምህርት ቀናት.....27

ምዕራፍ ሰባት
ቀለማት.....31

ምዕራፍ ስምንት
የምወዳቸው ነገሮች.....35

ምዕራፍ ዘጠኝ
ሱቅ ውስጥ ምን ይገኛል?.....39

ምዕራፍ አስር
አልባላት.....44

ምዕራፍ አስራ አንድ
መጓጓዣ.....49

ምዕራፍ አስራ ሁለት
ትልቁ ነጭ ፈረስ54


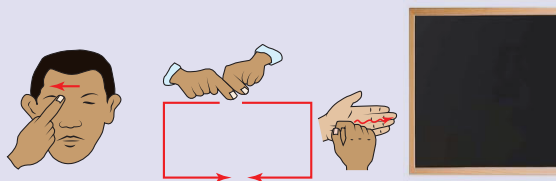

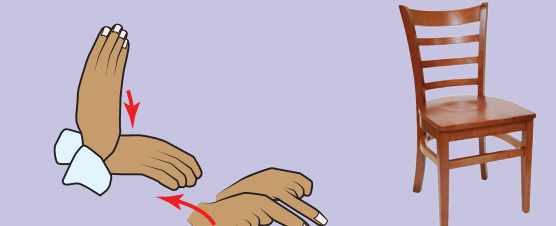

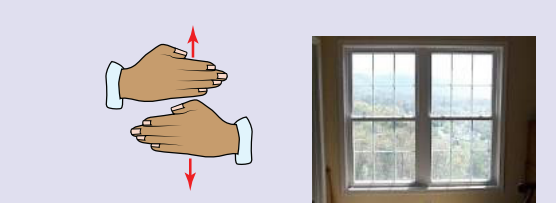
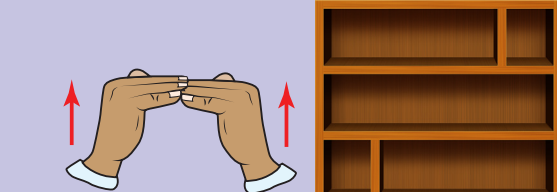
ምዕራፍ አስራ ሦስት
በዓላት.....58

ምዕራፍ ኦንድ

መግሪያ ክፍላቸን

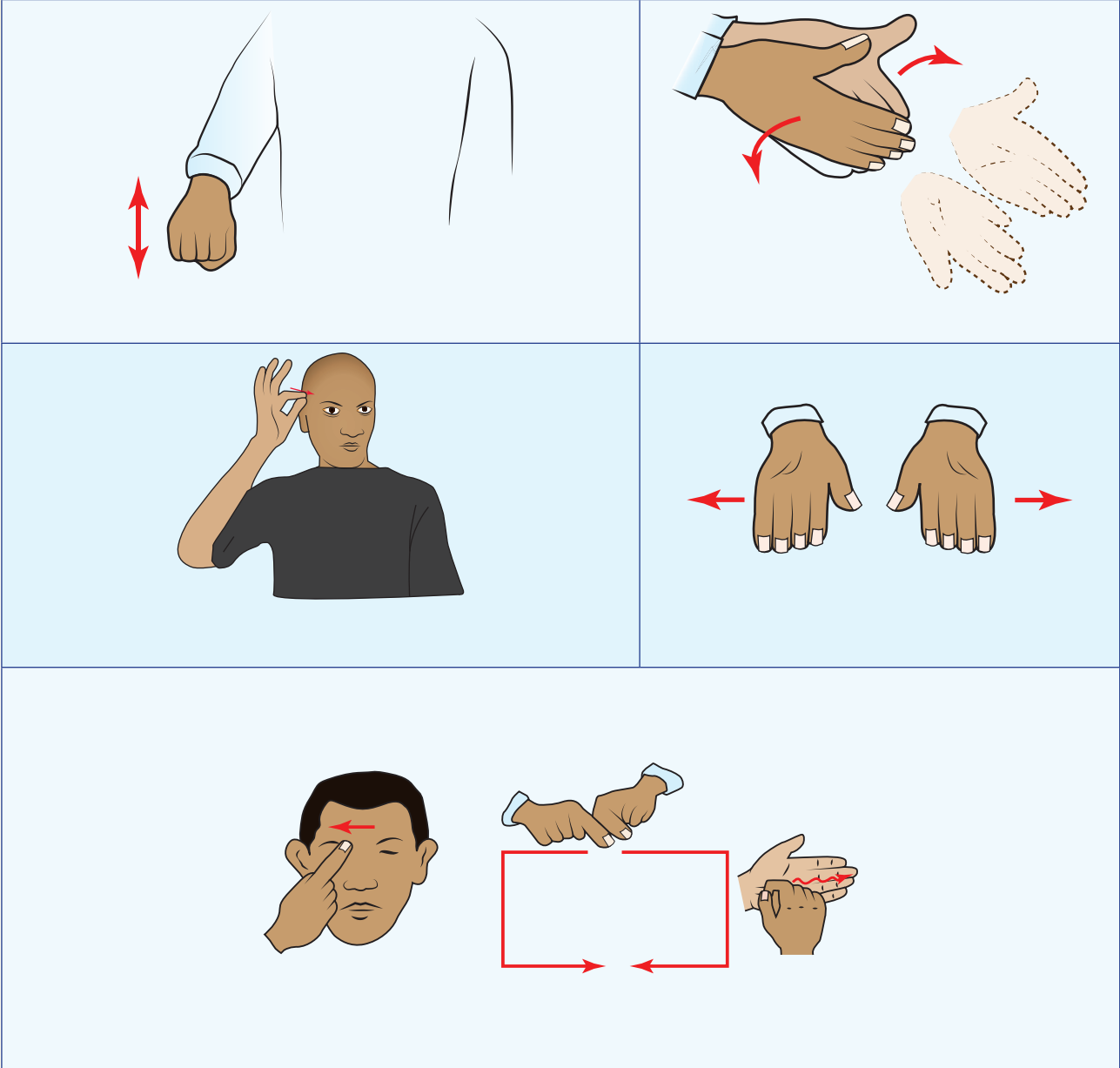
ተግባር አንድ:- የመማሪያ ክፍል ቁሳቁስ

በመማሪያ ክፍል ውስጥ የሚገኙ ነገሮችን ስም በምልክት ቋንቋ ተለማመዱ።

 <p>መጽሐፍ</p>	 <p>እርሳስ</p>
 <p>ቦርሳ</p>	 <p>ጥቁር ሴሌዳ</p>
 <p>አግዳሚ ወንበር</p>	 <p>ወንበር</p>
 <p>ወለል</p>	 <p>መስኮት</p>
 <p>መደርደሪያ</p>	

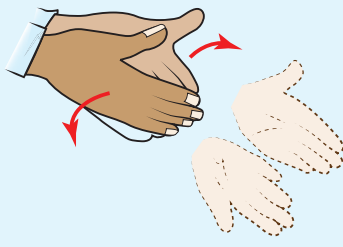

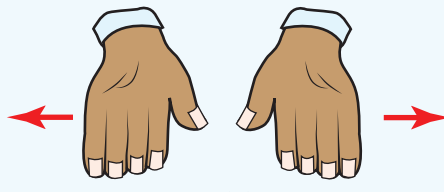

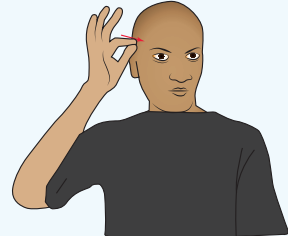

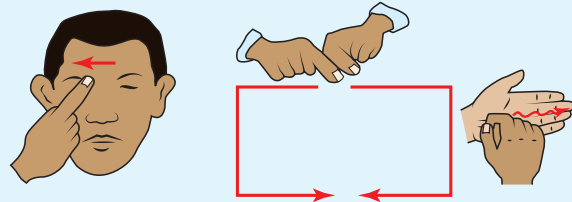
መስመጃ ከንድ

የሚከተሉትን ምልክቶች ትርጉም ለመምህራችሁ ግለፁ።




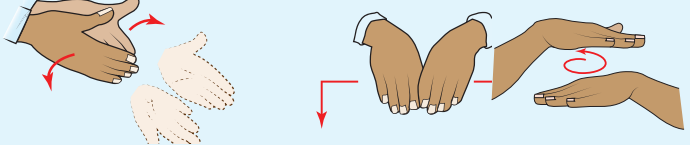

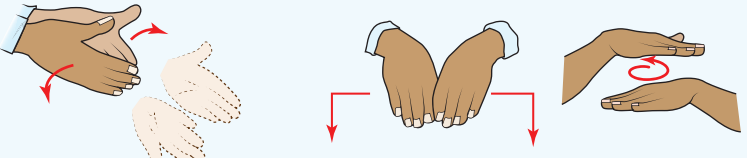

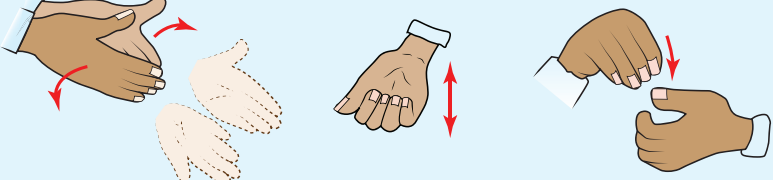


መልመጃ ሁለት

የሚከተሉትን ምልክቶች ትክክለኛ ትርጉም ከያዙት ስዕሎች ጋር አዛምዱ።

	<u>ሀ</u>		<u>ሰ</u>
1	 <p>መጽሐፍ</p>	ሀ	
2	 <p>ወለል</p>	ሰ	
3	 <p>ቦርሳ</p>	ሐ	
4	 <p>እርሳስ</p>	መ	
5	 <p>ጥቁር ሰሌዳ</p>	ሠ	

መስመሪ ሦስት

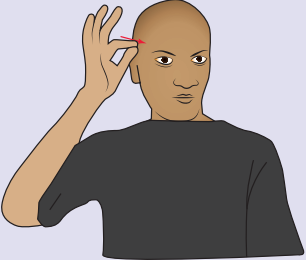
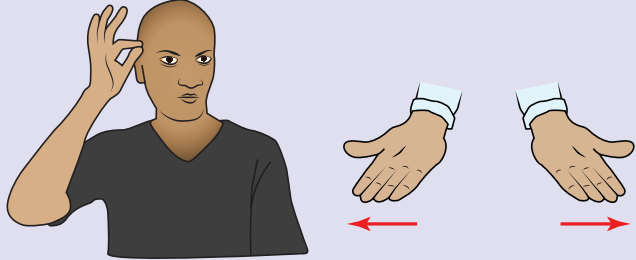
መጽሐፉ የሚገኝበትን ቦታ/ አቅጣጫ በመደጋገም በምልክት ቋንቋ ግለጹ።

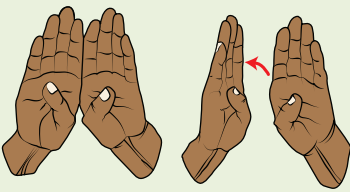
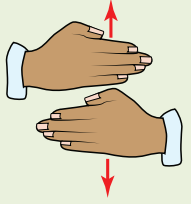
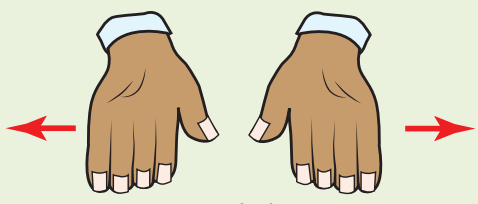
	ሥዕል	ምልክት ቋንቋ
1		 <p>መጽሐፉ ከጠረጴዛው ላይ ነው</p>
2		 <p>መጽሐፉ ከጠረጴዛው ስር ነው</p>
3		 <p>መጽሐፉ ከቦርሳው ውስጥ ነው</p>
4		 <p>መጽሐፉ ከቦርሳው አጠገብ ነው</p>


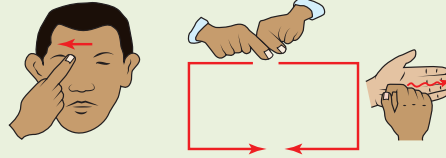
መስመሩ ስራት

የሚከተሉትን ምልክቶች በመጠቀም በምልክት ቋንቋ ጥያቄዎችን መጠየቅን ተለማመዱ።

ምሳሌ:-

ሥዕል	በምልክት ቋንቋ
 <p data-bbox="311 817 430 873">እርሳስ</p>	 <p data-bbox="853 817 1173 873">እርሳሱ የት ነው?</p>

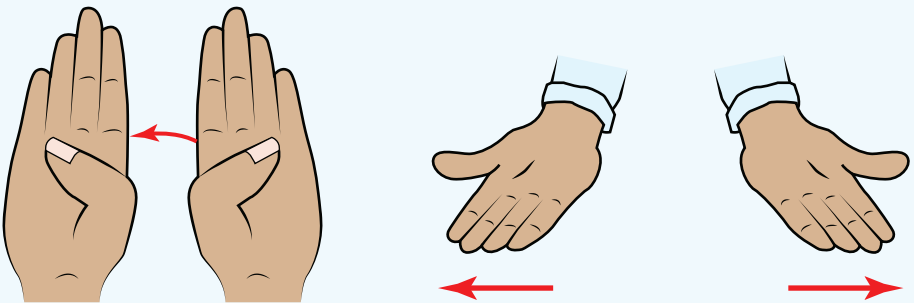
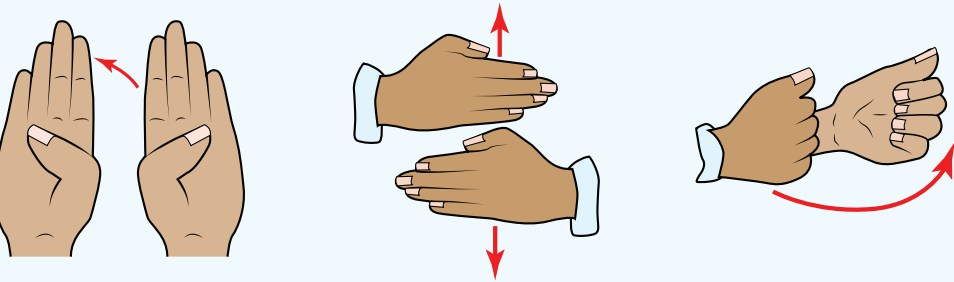
ምልክት ቋንቋ	
1	 <p data-bbox="774 1232 837 1288">በር</p>
2	 <p data-bbox="734 1568 877 1624">መስኮት</p>
3	 <p data-bbox="750 1859 861 1915">ወለል</p>

4	 <p>መደርደሪያ</p>
5	 <p>ጥቁር ሰሌዳ</p>

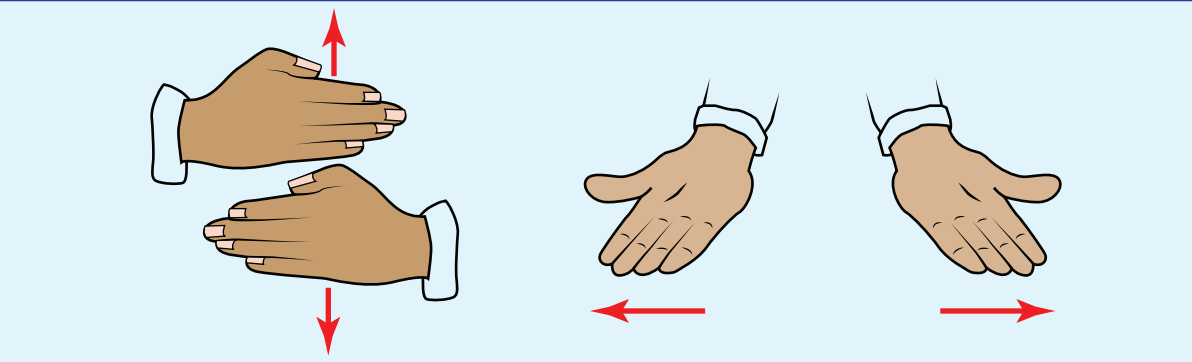
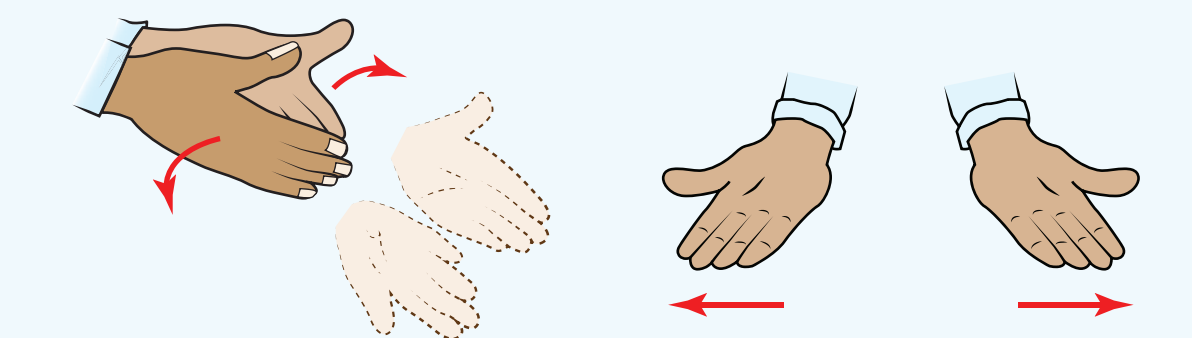
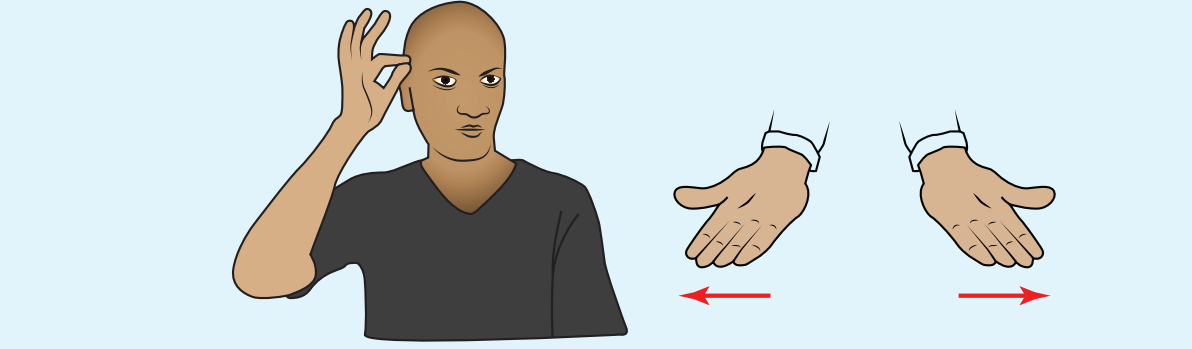
መስመጃ አምስት

በምልክት ቋንቋ ለቀረቡት ጥያቄዎች መልስ ስጡ።

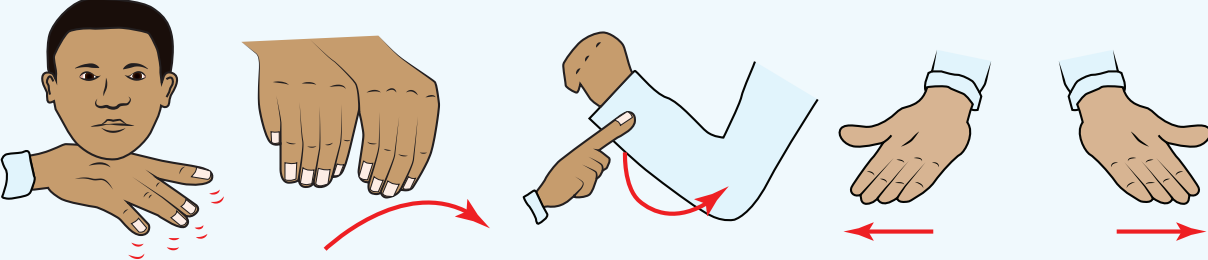
ምሳሌ:-

<p>በምልክት ቋንቋ የቀረበ ጥያቄ</p>	 <p>በሩ የት ነው?</p>
<p>በምልክት ቋንቋ የተሰጠ መልስ</p>	 <p>በሩ ከመስኮቱ አጠገብ ነው?</p>

በምልክት ቋንቋ ለቀረቡት ጥያቄዎች መልስ ስጡ።

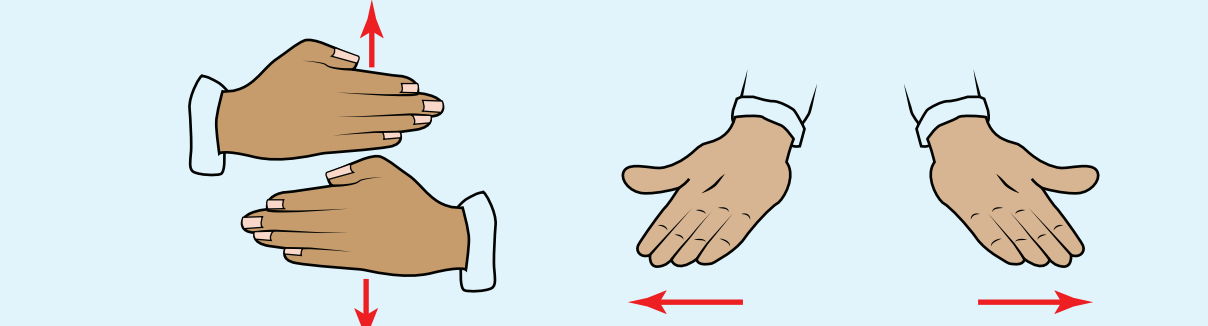
1	 <p>መስኮቱ የት ነው?</p>
2	 <p>መጽሐፉ የት ነው?</p>
3	 <p>እርሳሱ የት ነው?</p>

4



የቆሻሻ ማጠራቀሚያ ቅርጫቱ የት ነው?

5




መስኮቱ የት ነው?

ምዕራፍ ሁለት

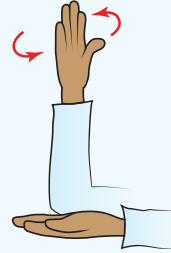
አባባ እውዳሰሁ

ተግባር አንድ

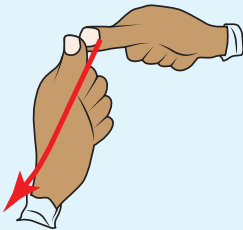
ቀጥሎ የቀረቡትን የአበባና የዕፅዋት ሥዕሎችን በማስተዋል ከተረዳችሁ በኋላ በምልክት ቋንቋ ተለማመዷቸው።




አበባ



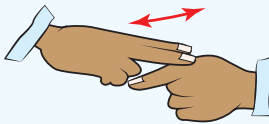
ዛፍ



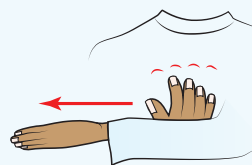
ድንች



ጎመን



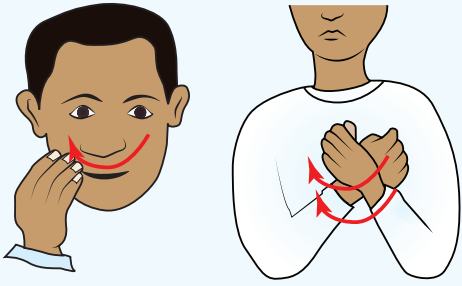
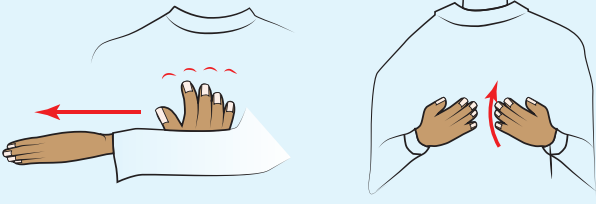
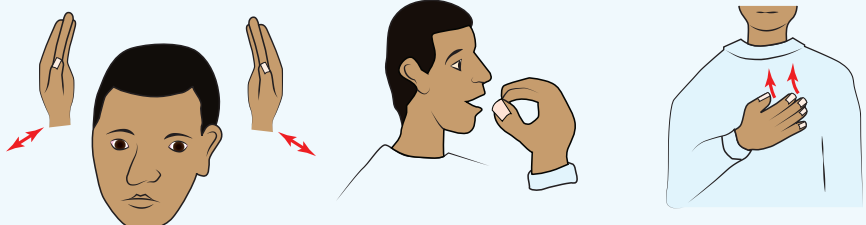
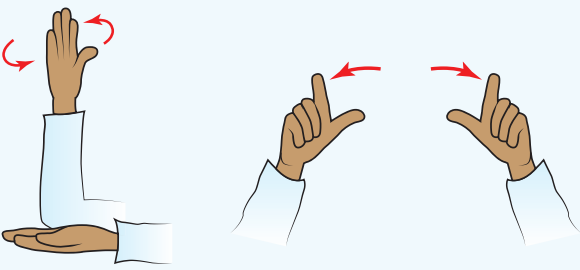
ካሮት



ሣር

መስመር ስንድ


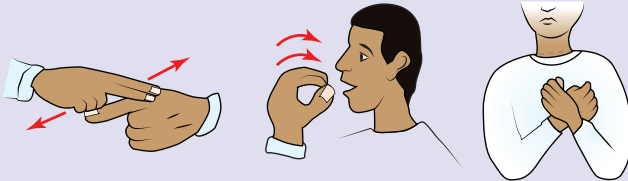
ቀጥሎ የተዘረዘሩትን ዓረፍተ ነገሮች ትርጉም በምልክት ቋንቋ ግለፅ።

	በምልክት ቋንቋ የቀረቡ ዓረፍተ ነገሮች
1	 <p>አበባ እወዳለሁ።</p>
2	 <p>ሣሩ ደስ ይላል።</p>
3	 <p>ጎመን መመገብ ያስደስተኛል።</p>
4	 <p>ዛሬ ትልቅ ነው።</p>


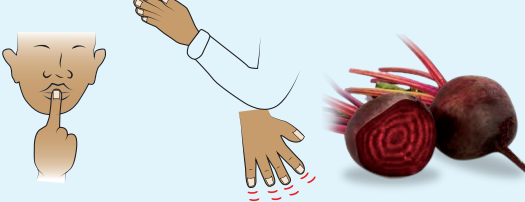
መስመጃ ሁለት



የቀረቡትን ሥዕሎች መሰረት በማድረግ በምልክት ቋንቋ ትርጉም የሚሰጡ ቀላል ዓረፍተ ነገሮችን መሥርቱ።


ምሳሌ፡-

ሥዕል	በምልክት ቋንቋ የተሰሩ ዓረፍተ ነገሮች
 <p data-bbox="375 750 470 795">ካሮት</p>	 <p data-bbox="869 750 1268 795">ካሮት መመገብ እወዳለሁ</p>

 <p data-bbox="430 1097 518 1142">ጎመን</p>	 <p data-bbox="1117 1120 1173 1153">ዛፍ</p>
---	---

 <p data-bbox="438 1377 518 1422">ሰላጣ</p>	 <p data-bbox="1061 1377 1173 1422">ቀይስር</p>
--	--

 <p data-bbox="430 1624 518 1668">ድንች</p>	 <p data-bbox="1077 1624 1157 1668">ቃሪያ</p>
--	---

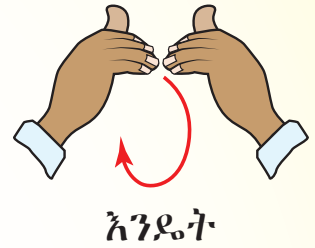
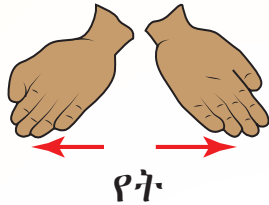
 <p data-bbox="406 1892 550 1937">ቲማቲም</p>	
---	--

ምዕራፍ ሦስት

ጥያቄ አለኝ

ተግባር አንድ

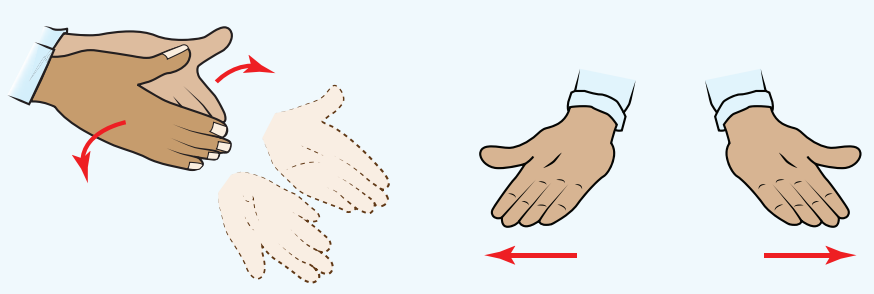
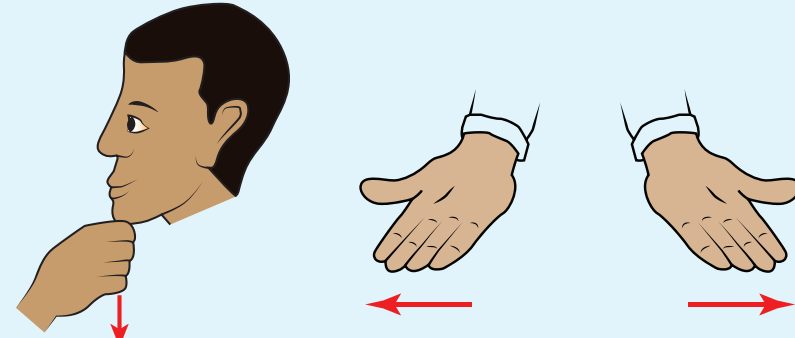
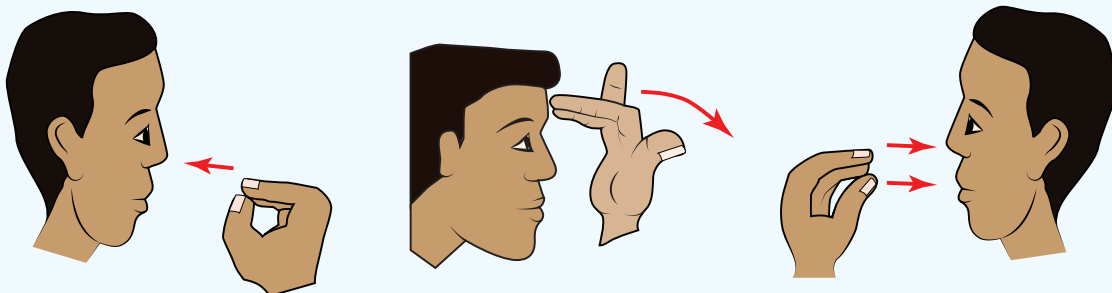
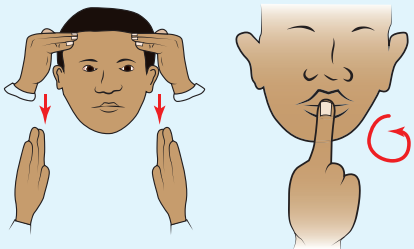
ጥያቄ ለመጠየቅ የሚያገለግሉ ቃላት ትርጉም በምልክት ቋንቋ ቀርቧል። ምልክቶችን ደጋግማችሁ በምልክት ቋንቋ በመጠቀም አገልግሎታቸውን በሚገባ ተረዱ።

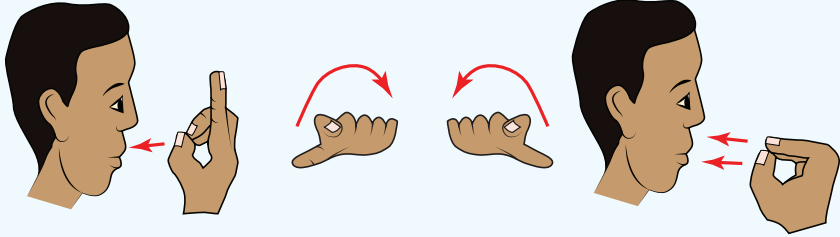


መስመሻ እንድ

ከዚህ በታች የተዘረዘሩትን ጥያቄያዊ ዓረፍተ ነገሮች ደጋግማችሁ በመጠቀም ጥያቄ በምልክት ቋንቋ እንዴት እንደሚጠየቅ ተገንዘቡ።

	በምልክት ቋንቋ የተሠሩ ዓረፍተ ነገሮች
1	<p>ስምህ <u>ማን</u> ነው?</p>
2	<p><u>ምን</u> መጫወት ትውዳለህ/ሽ?</p>

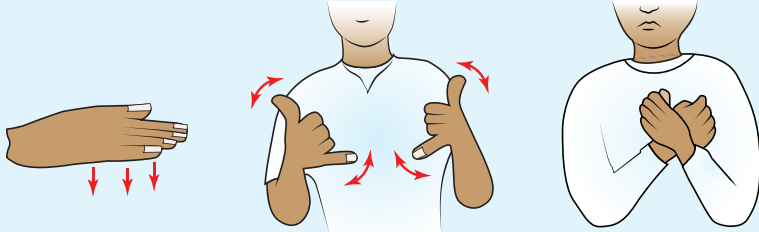
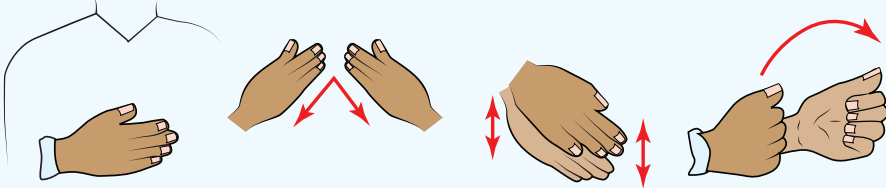
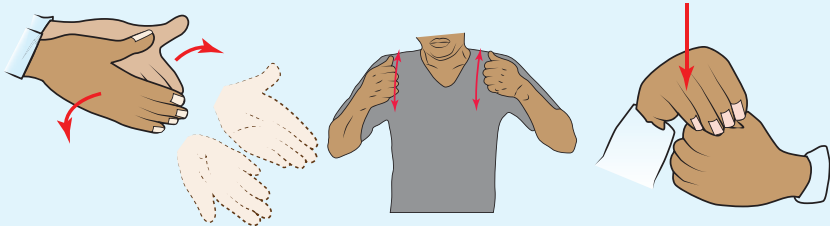
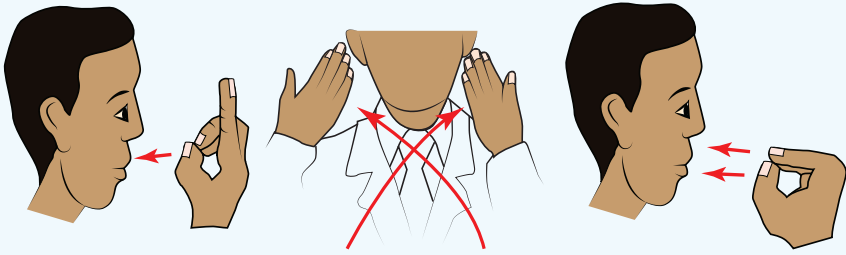
<p>3</p>	 <p>መጽሐፉ የት ነው?</p>
<p>4</p>	 <p>ዕድሜህ ስንት ነው?</p>
<p>5</p>	 <p>ምግብ ለምን ትመገባለህ?</p>
<p>6</p>	 <p>መምህርህ ማን ነው?</p>

7 

ቁርስህን መቼ ትመገባለህ?

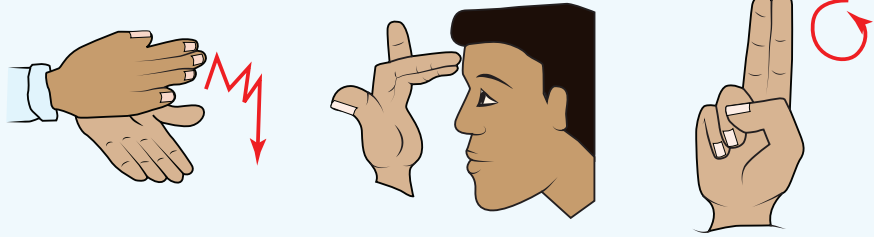
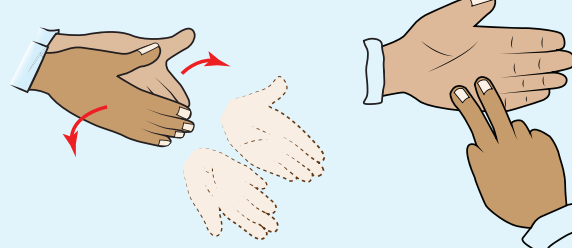
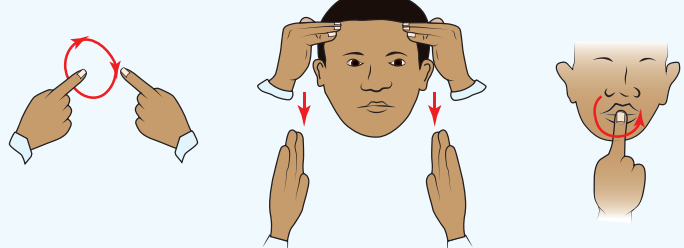

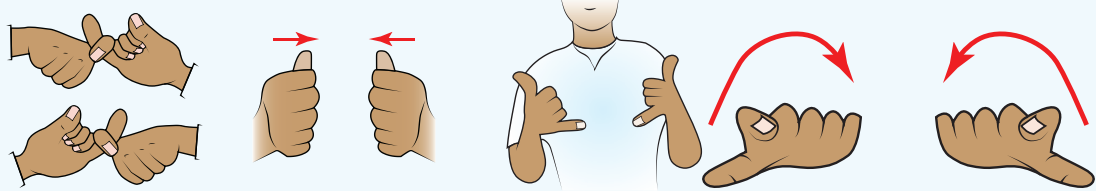
መስመሩ ሁለት

በምልክት ቋንቋ ለቀረቡት ጥያቄዎች ትክክለኛ መልስ ሊሆኑ ከሚችሉት ዓረፍተ ነገሮች ጋር አዛምዱ።

	ሀ	ለ
1		መጽሐፌ በቦርሳዬ ውስጥ ነው።
2		ኳስ መጫወት እወዳለሁ ።
3		ቁርሴን በጠዋት እበላለሁ።
4		የእኔ ቤት ከትምህርት ቤቱ በጣም ሩቅ ነው።

መስመራዊ ሦስት

በምልክት ቋንቋ ለቀረቡት ጥያቄዎች መልስ ስጡ።

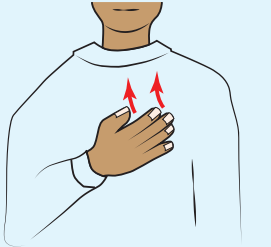
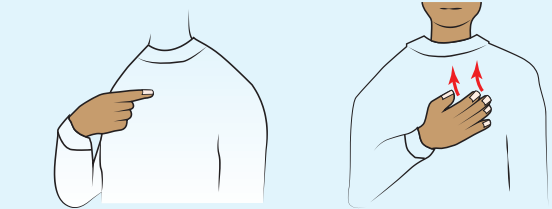
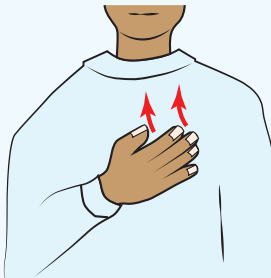
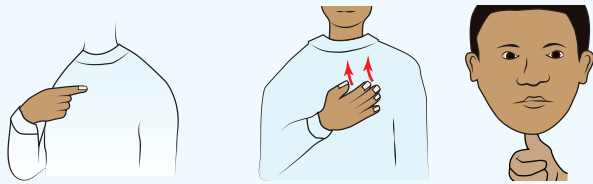
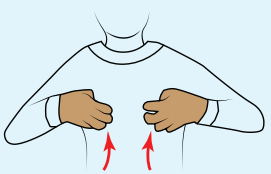
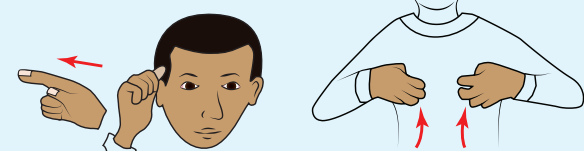

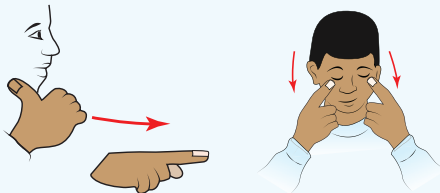
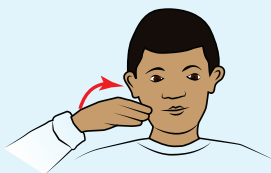

1	 <p>ትምህርት ለምን ይጠቅማል?</p>
2	 <p>መጽሐፍ ታነባለህ?</p>
3	 <p>የምልክት ቋንቋ መምህርህ ማን ነው?</p>
4	 <p>የንደኛህ ስም ማን ነው?</p>
5	 <p>ከንደኞችህ ጋር መቼ ነው የምትጫወተው?</p>

ምዕራፍ ኦሪት

ጨዋታ

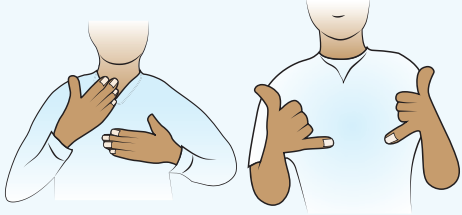

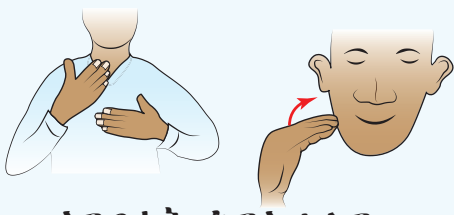
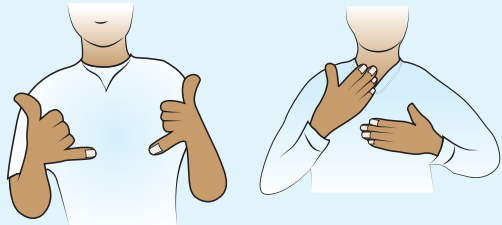
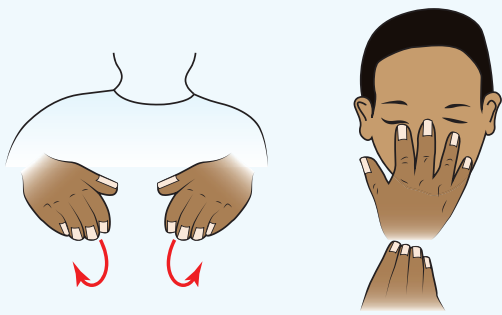
ተግባር አንድ

ቀጥሎ የቀረቡትን ሥዕሎች የሚወክሉ የምልክት ቋንቋ ቃላትን በሚገባ ለመረዳት ሞክሩ።

	ሥዕል	በምልክት ቋንቋ የተመሠረቱ ዓረፍተ ነገሮች
1		 <p>እኔ ደስተኛ ነኝ።</p>
2		 <p>እኔ ደስተኛ አይደለሁም።</p>
3		 <p>እሱ ተቆጥቷል።</p>
4		 <p>እሷ እያለቀሰች ነው።</p>
5		 <p>እሱ እየሳቀ ነው።</p>

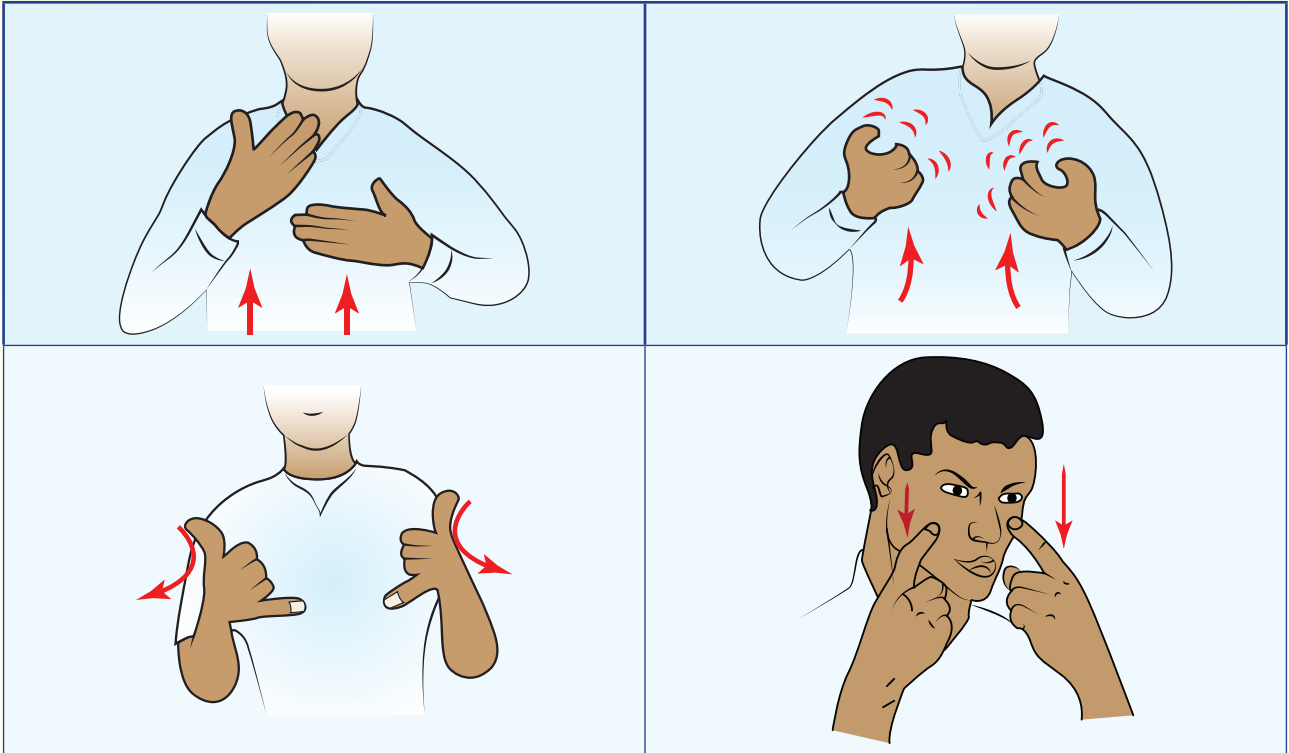
መስመጃ ክንድ

ቀጥሎ በምልክት ቋንቋ የቀረቡትን ዓረፍተ ነገሮችን በመደጋገም በሚገባ ለመረዳት ሞክሩ።

	በምልክት ቋንቋ የተገነቡ ዓረፍተ ነገሮች
1	 <p>ደስ ሲለን እንጫወታለን።</p>
2	 <p>ስናዝን እናለቅሳለን።</p>
3	 <p>ስንደሰት እንስቃልን።</p>
4	 <p>ስንጫወት ደስ ይለናል።</p>
5	 <p>ሲደክመን እንተኛለን።</p>

መስመራዊ ሁለት

ቀጥሎ በምልክት ደንብ የተገለጹትን ሥዕሎች መሠረት በማድረግ ትረጉም የሚሰጡ ዓረፍተ ነገሮች መሥርቱ።

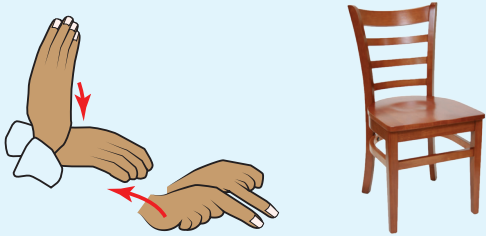
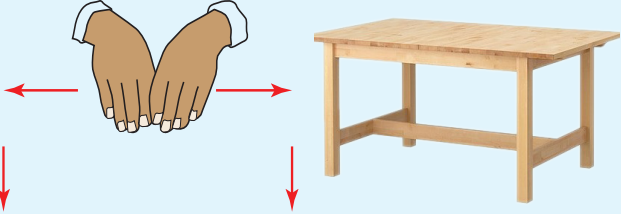


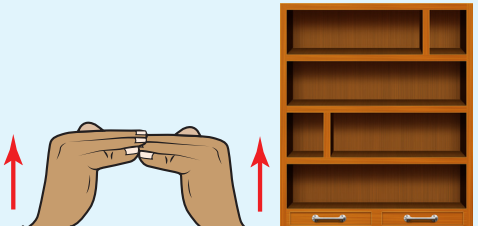

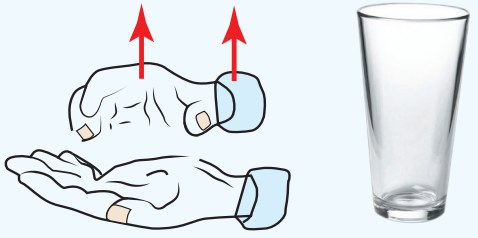





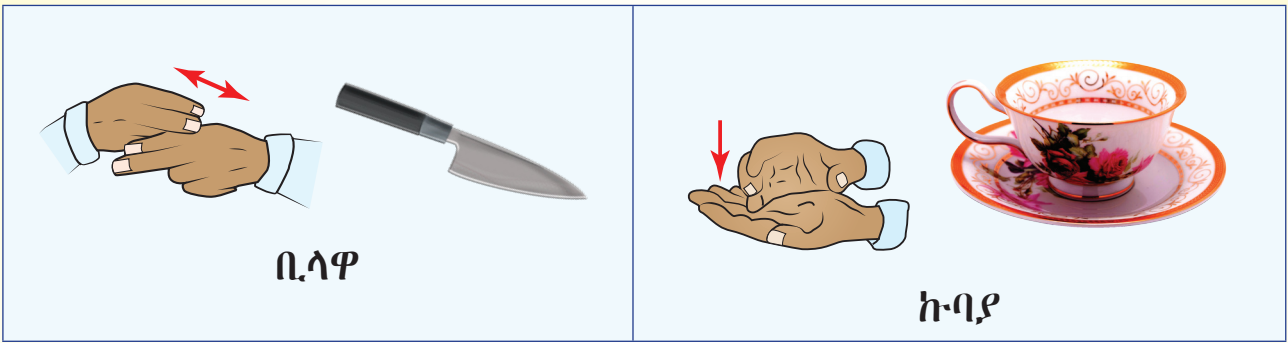
ምዕራፍ ከምስት

መገልገያ ዕቃዎች

ተግባር አንድ

ከዚህ በታች የቀረቡትን ሥዕላዊ መግለጫዎችን በምልክት ቋንቋ በመደጋገም አጥኑ።

 <p>መቀመጫ</p>	 <p>ጠረጴዛ</p>
 <p>ሶፋ</p>	 <p>አልጋ</p>
 <p>መጽሐፍ መደርደርያ</p>	 <p>ሳህን</p>
 <p>ብርጭቆ</p>	 <p>ሹካ</p>
 <p>ማንኪያ</p>	 <p>ጀበና</p>



መስመሩ ከንድ

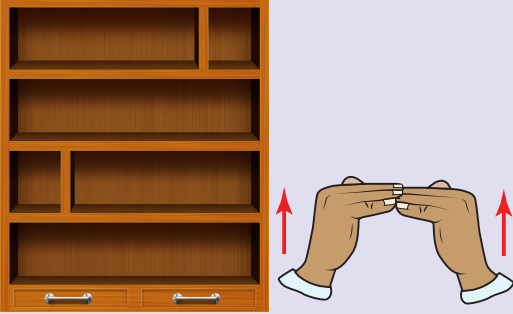
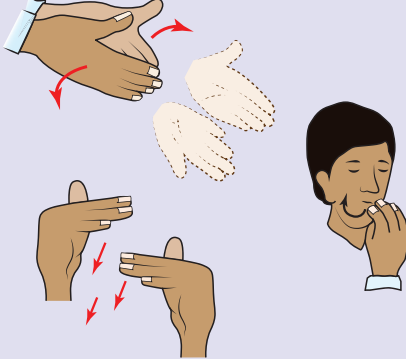
የምልክት ቋንቋ ቃላትን ከሥዕላዊ ትርጉማቸው ጋር አዛምዱ።

<u>ሀ</u>		<u>ለ</u>	
1	ኩባያ	ሀ	
2	አግዳሚ ወንበር	ለ	
3	ዛፍ	ሐ	
4	አልጋ	መ	
5	መደርደሪያ	ሠ	

መስመራዊ ሁለት

ከታች በቀረቡት ሥዕላዊ ቃላት መሠረት አለን ወይም የለንም የሚል ትርጉም የሚሰጡ ዓረፍተ ነገሮች በምልክት ቋንቋ መሥርቱ።

ምሳሌ፡-

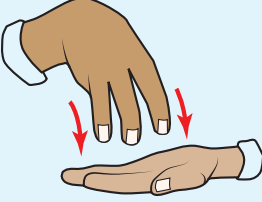
ሥዕል	በምልክት ቋንቋ የቀረበ ዓረፍተ ነገር
 <p data-bbox="252 891 592 936">መጽሐፍ መደርደሪያ</p>	 <p data-bbox="715 936 1393 981">እኛ ቤት የመጽሐፍ መደርደሪያ አለን።</p>



ማንኪያ



ብርጭቆ



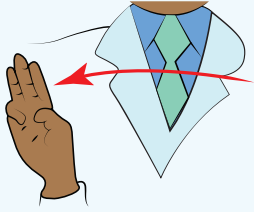
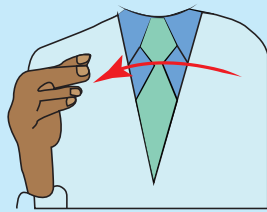
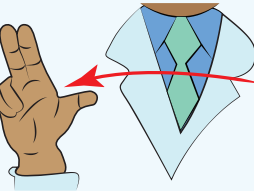

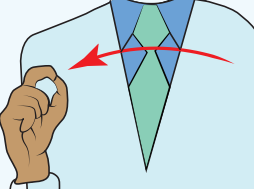
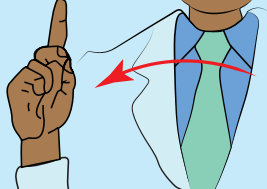
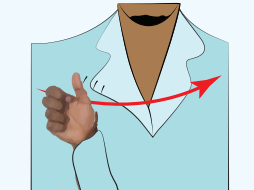
ሽካ

ምዕራፍ ስድስት

የትምህርት ቀናት

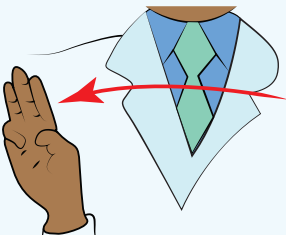
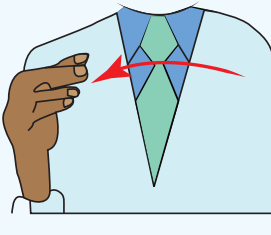
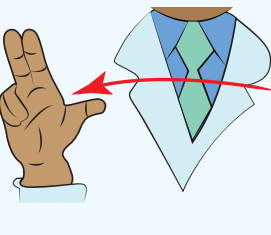
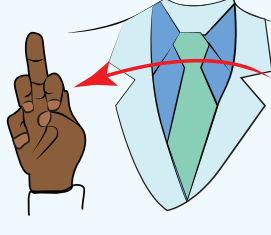
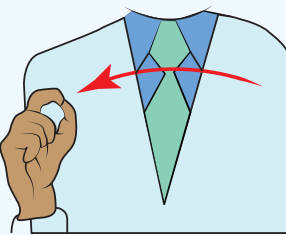
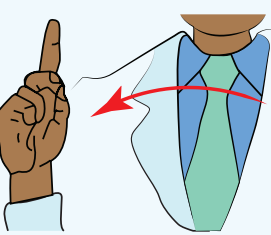
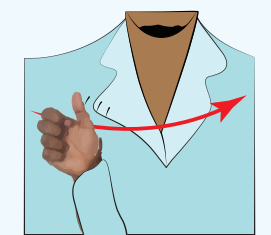
ተግባር አንድ

የሳምንቱን ቀናት በምልክት ቋንቋ በመደጋገም ግለጹ።

<p>ሰኞ</p>		<p>ማክሰኞ</p>	
<p>ረቡዕ</p>		<p>ሐሙስ</p>	
<p>ዓርብ</p>		<p>ቅዳሜ</p>	
<p>እሁድ</p>			



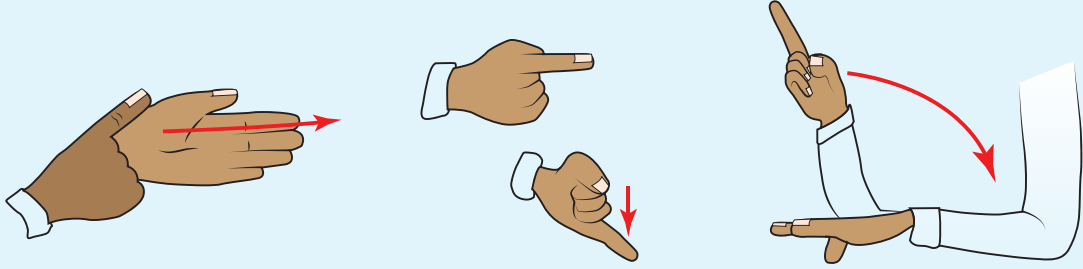
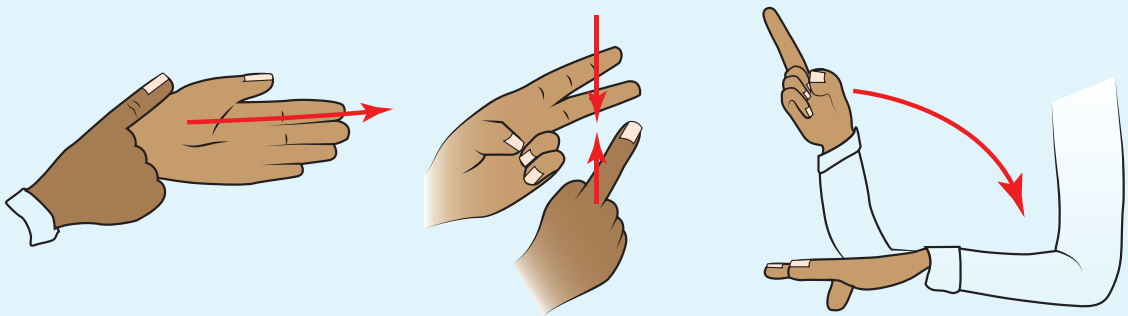
መስመሩ አንድ

በምልክት ቋንቋ ከቀረቡት ቀናት መካከል አምስቱን የትምህርት ቀናት ብቻ በመክበብ አሳይ።

መስመራዊ ሁለት

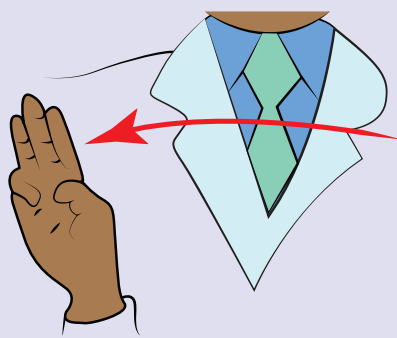
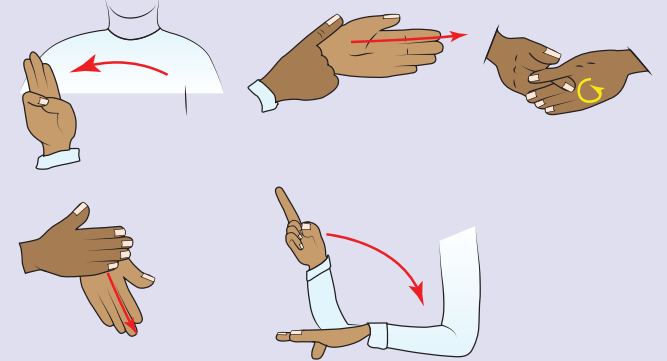
በምልክት ቋንቋ ለቀረቡት ጥያቄዎች መልስ ስጡ።

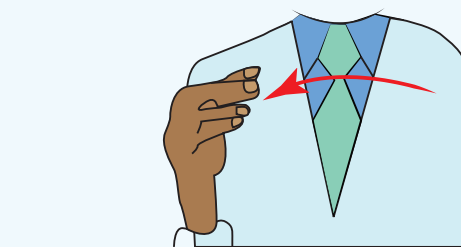
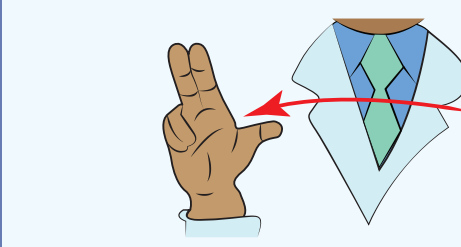
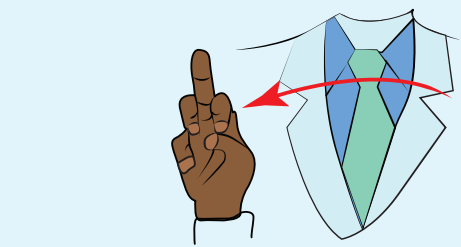
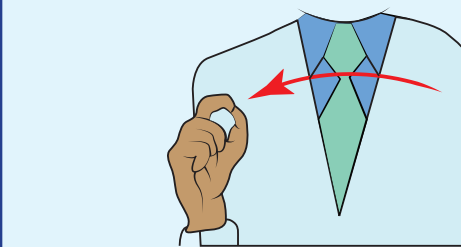
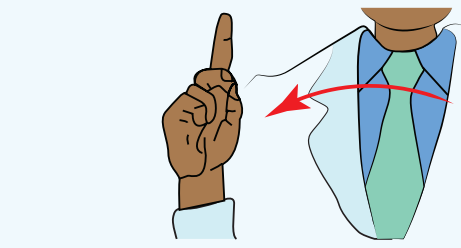
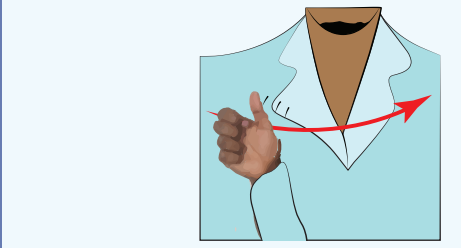
	በምልክት ቋንቋ የቀረቡ ጥያቄዎች
1	 <p>የሳምንቱ የመጀመርያ ቀን ማን ነው ?</p>
2	 <p>በሳምንቱ ውስጥ ስንት ቀናት አሉ?</p>
3	 <p>የሳምንቱ የመጨረሻ ቀን ማን ነው?</p>
4	 <p>የሳምንቱ ሁለተኛ ቀን ማን ነው ?</p>

መስመሪ ሦስት

በሳምንቱ ውስጥ የምትሰሯቸውን ዋናዎና ተግባራትን መሠረት በማድረግ ትርጉም ሚስጡ ዓረፍተ ነገር በምልክት ቋንቋ መሥርቱ።

ምሳሌ:-

 <p>ሰኞ</p>	 <p>ሰኞ የሳምንቱ የመጀመሪያ የትምህርት ቀን ነው።</p>
--	--

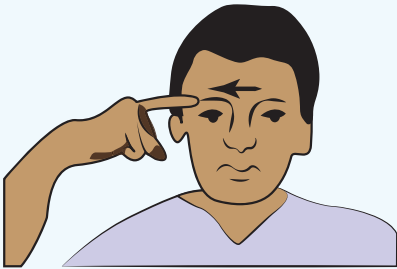









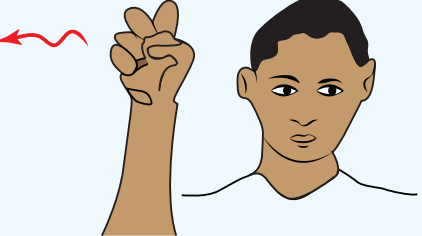





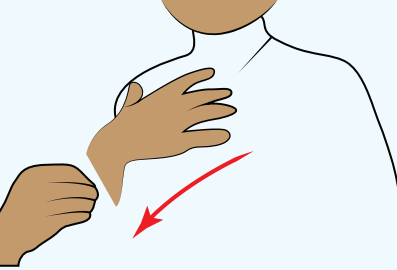

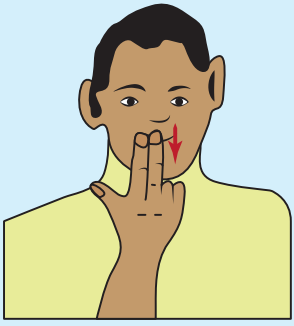

 <p>1 ማክሰኞ</p>	 <p>2 ረቡዕ</p>
 <p>3 ሐሙስ</p>	 <p>4 ኅዳር</p>
 <p>5 ቅዳሜ /Saturday</p>	 <p>6 እሁድ /Sunday</p>

ምዕራፍ ሰባት

ቀለማት

ተግባር አንድ

ቀጥሎ የቀረቡትን የቀለም ዓይነቶች በምልክት ቋንቋ በመደጋገም በሚገባ ግለጹ።


 <p>ጥቁር </p>	 <p>ብርቱካናማ </p>	 <p>ቢጫ </p>
 <p>ቀይ  Red</p>	 <p>ቡናማ </p>	 <p>ወይን ጠጅ </p>
 <p>አረንጓዴ </p>	 <p>ሰማያዊ </p>	
 <p>ነጭ </p>	 <p>ሮዝ </p>	

መስመሩ ንግድ

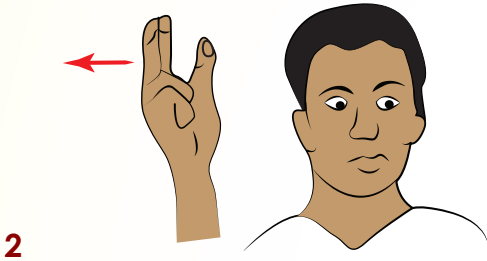
በምልክት ቋንቋ የቀረቡትን የቀለም ዓይነቶች ከትክክለኛ ትጉማቸው ጋር አዛምዱ።

ሀ

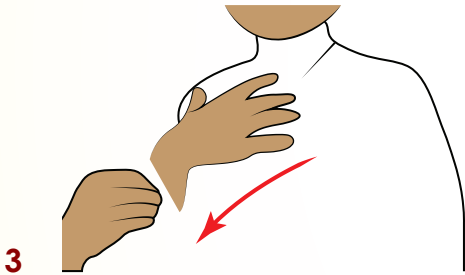
ሰ




ሀ. ቢጫ 



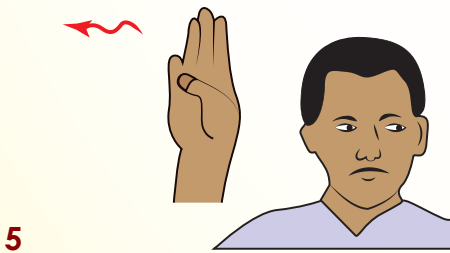
ሰ. ብርቱካናማ 



ሐ. ሰማያዊ 



መ. ቀይ 


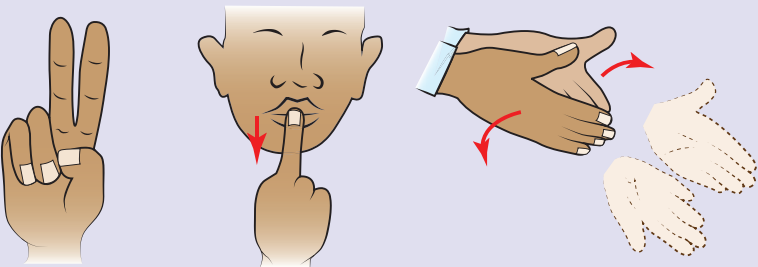


ሠ. ነጭ 




መስመሪ ሁለት

ቀጥሎ የቀረቡት የቀለም ዓይነቶች በመጠቀም ትርጉም ያላቸው ዓረፍተ ነገሮች በምልክት ቋንቋ መሥርቱ።

ምሳሌ:-

 <p>ቀይ</p>	 <p>ሁለት ቀይ ደብተሮች አሉኝ።</p>
---	---

 <p>ሮዝ</p>	 <p>ሰማያዊ</p>	 <p>ነጭ</p>
--	--	--

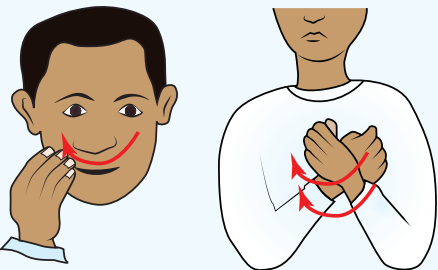
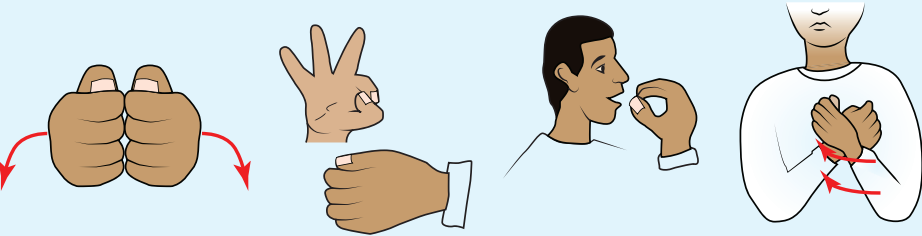
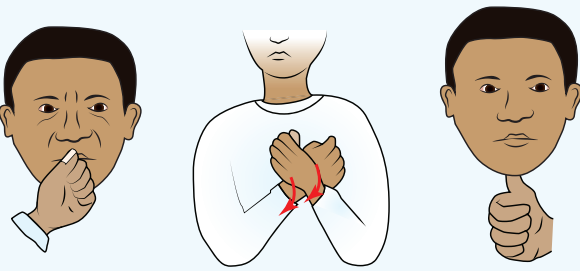
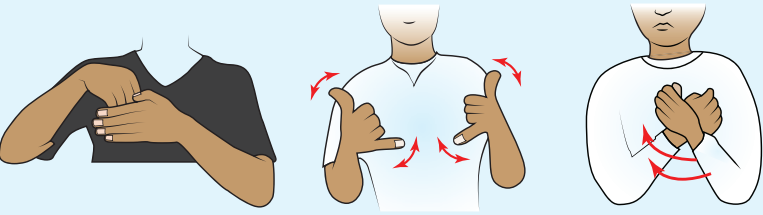
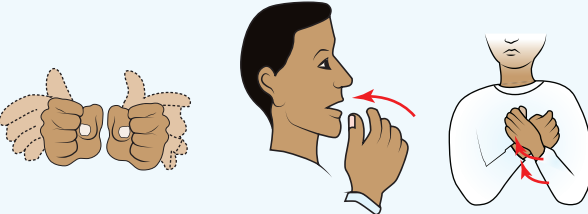
 <p>አረንጓዴ</p>	 <p>ቡናማ</p>	 <p>ቢጫ</p>
--	--	---

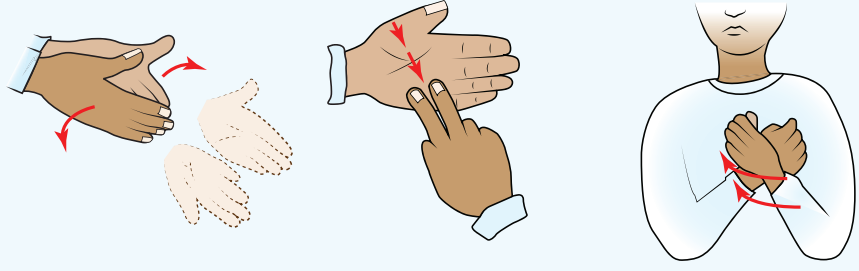
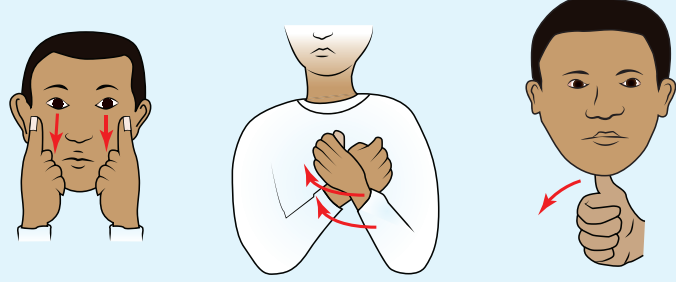
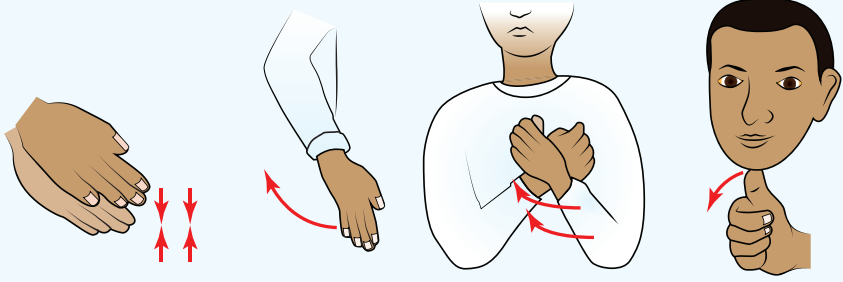
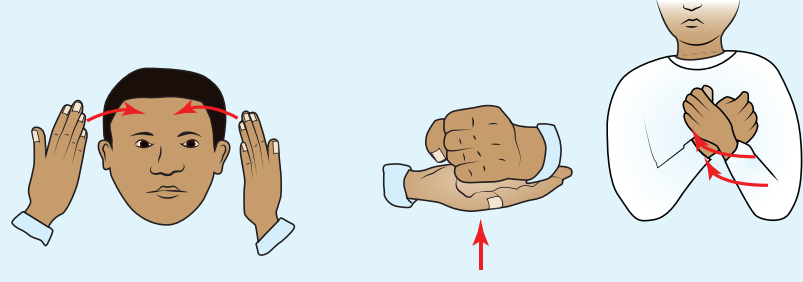
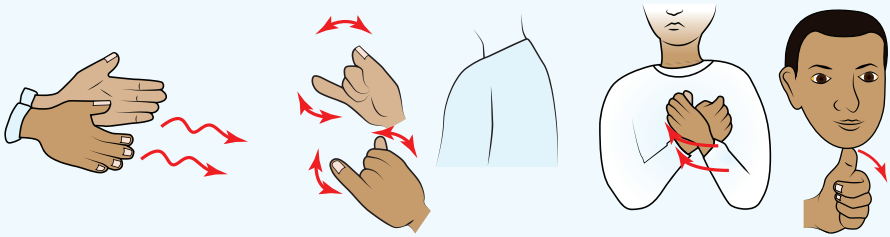
ምዕራፍ ስምንት

የምወዳቸው ነገሮች

ተግባር አንድ

ከዚህ በመቀጠል የቀረቡትን ዓረፍተ ነገሮች በምልክት ቋንቋ በመደጋገም ግለጹ።

በምልክት ቋንቋ የቀረቡ ዓረፍተ ነገሮች	
1	 <p>አበባ እወዳለሁ።</p>
2	 <p>ዳቦ በሻይ መመገብ እወዳለሁ።</p>
3	 <p>ሎሚ አልወድም።</p>
4	 <p>እግር ኳስ መጫወት እወዳለሁ።</p>
5	 <p>ወተት መጠጣት እወዳለሁ።</p>

6	 <p>መጽሐፍ ማንበብ እወዳለሁ።</p>
7	 <p>ማልቀስ አልወድም።</p>
8	 <p>ት/ቤት ማርፈድ አልወድም።</p>
9	 <p>የተቸገሩትን መርዳት እወዳለሁ።</p>
10	 <p>መንገድ ላይ መጫወት አልወድም።</p>

መስመሩ ክንድ

ከዚህ በላይ በምልክት ቋንቋ ከቀረቡት ዓረፍተ ነገሮች ተጨማሪ ካላችሁ ከጓደኞቻችሁ ጋር በምልክት ቋንቋ ተነጋገሩ።

መስመሩ ሁለት

ከዚህ በታች የቀረቡትን ዓረፍተ ነገሮች ወደ ምልክት ቋንቋ ቀይሩ።

- ◆ እኔ ጽጌራዳ አበባ በጣም እወዳለሁ።
- ◆ ሳሩ እጅግ በጣም ደስ ይላል።
- ◆ ሁል ጊዜ ጎመን መብላት አያስደስተኝም።
- ◆ የሱፍ አበባ በጣም ያስደስታል።
- ◆ ጥቁር ቀለም አልወድም።

መስመሩ ሦስት

የሚከተሉት ቃላትና ሐረጎች መሠረት በማድረግ መውደድን ወይም መጥላትን የሚገልፁ ዓረፍተ ነገሮችን በምልክት ቋንቋ መሥርቱ።

ምሳሌ:-

ሐረግ	በምልክት ቋንቋ የተገነባ ቀላል ዓረፍተ ነገር
 <p>ቀላል ሥራ</p>	 <p>ቀላል የቤት ውስጥ ሥራ መሥራት እወዳለሁ።</p>

ቀላል የቤት ውስጥ ስራ

- 1 ጎበዝ ተማሪ
- 2 በረፍት ቀን
- 3 በትምህርት ስዓት
- 4 ሩጫ
- 5 እናቴን


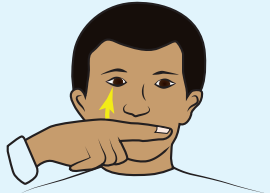



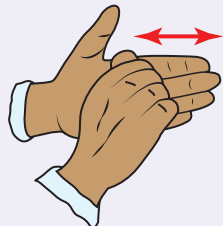

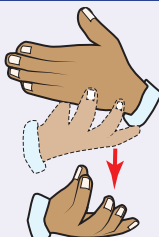


ምዕራፍ ዘጠኝ

ሱቅ ውስጥ ምን ይገኛል?

ተግባር አንድ

ከዚህ በመቀጠል የቀረቡትን ሥዕሎች በምልክት ቋንቋ ያላቸውን ትርጉም በመደጋገም አጥኑ።

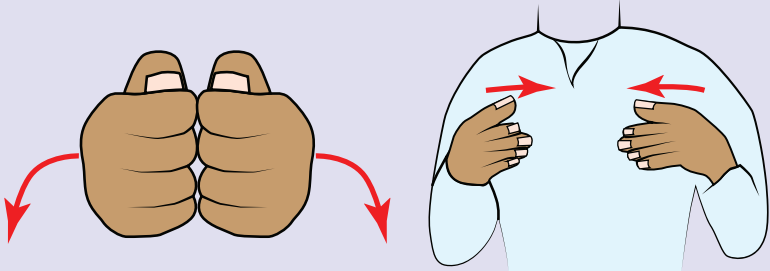
	ቃላት	ሥዕል	በምልክት ቋንቋ
1	ሱቅ		
2	ስኳር		
3	ጨው		
4	ከረሜላ		
5	ማስቲካ		

6	ሰንደል		
7	ብስኩት		
8	ሳሙና		
9	ዘይት		
10	ወተት		

መስመሻ ክንድ

ከዚህ በመቀጠል የቀረቡትን ጥያቄያዊ ዓረፍተ ነገሮች ወደ ምልክት ቋንቋ በመለወጥ ተለማመዱ።

ምሳሌ:-







1.	ዳቦ አለ?	
		ዳቦ አለ ?

ጥያቄያዊ ዓረፍተ ነገሮች	
1	ስኳር አለ?
2	ጨው ስንት ነው?
3	ሰንደል አለ?
4	ዘይት ይሸጣል?
5	ሳሙና ልትሰጠኝ ትችላለህ?

መስመሩ ሁለት

ከዚህ በመቀጠል የቀረቡትን ቃላት መሠረት በማድረግ ቀላልና ትርጉም ያላቸውን ዓረፍተ ነገሮች በምልክት ቋንቋ በመመስረት ተለማመዱ።

ምሳሌ፡-


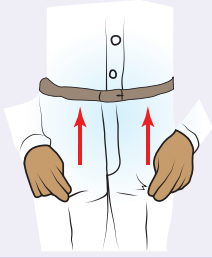
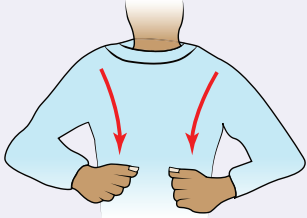

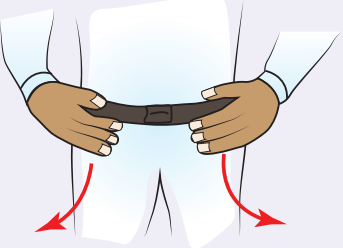
<p>1.</p>	 <p>ማስቲካ</p>	 <p>ጓደኛዬ ማስቲካ ከሱቅ ገዛች፡፡</p>
<p>ጥያቄያዊ ዓረፍተ ነገሮች</p>		
<p>1</p>	<p>ክብሪት</p>	
<p>2</p>	<p>ብስኩት</p>	
<p>3</p>	<p>ሱቅ</p>	
<p>4</p>	<p>ሳሙና</p>	

ምዕራፍ አሥር

አልባላት

ተግባር አንድ

ከዚህ በመቀጠል የቀረቡትን የአልባሳት ሥዕሎች በምልክት ቋንቋ ያላቸውን ትርጉም በመደጋገም ተለማመዱ።

	ቃላት	ስዕል	በምልክት ቋንቋ
1	ሱሪ		
2	ኮት		
3	ሹራብ		
4	ሸሚዝ		
5	ቀሚስ		

6	ጋቢ		
7	ካፖርት		
8	ጃኬት		
9	ቴሽርት (ካናቴራ)		

መስመሻ ስንድ

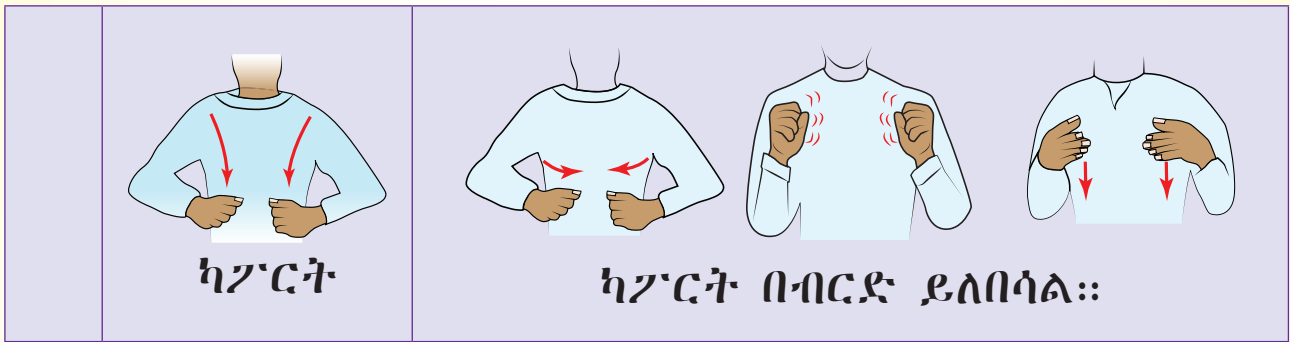
ከዚህ በመቀጠል የቀረቡትን ዓረፍተ ነገሮች ወደ ምልክት ቋንቋ በመለወጥ ተለማመዱ።

	ዓረፍተ ነገሮች	ወደ ምልክት ቋንቋ የተቀየሩ ዓረፍተ ነገሮች
1	ጥቁር ሱሪ አለኝ።	
2	አባቴ ኮትይለብሳል።	
3	ሸሚዝ እወዳለሁ።	
4	እናቴ ጋቢ አላት።	
5	ወንድሜ ቀይ ሹራብ አለው።	

መስመሻ ሁለት

ከዚህ በመቀጠል የቀረቡትን የአልባሳት ዓይነቶች መሠረት በማድረግ ቀላልና ዓረፍተ ነገሮች በምልክት ቋንቋ በመመስረት ተለማመዱ።

ምሳሌ:-




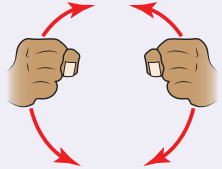

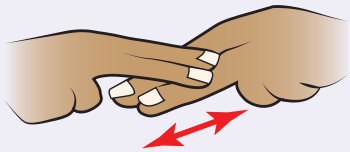

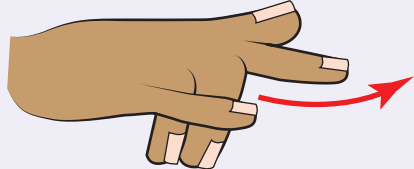

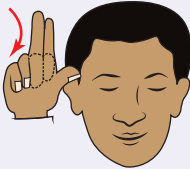

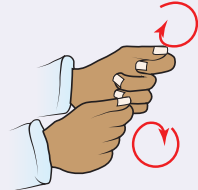



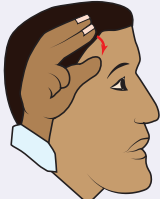
1	ጋቢ	
2	ኮት	
3	ሸሚዝ	
9	ቀሚስ	
	ሹራብ	


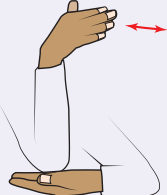

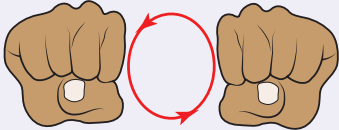

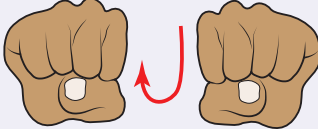

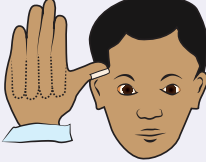
ምዕራፍ አሥራ አንድ

መጓጓዣ

ተግባር አንድ

ከዚህ በመቀጠል የቀረቡትን ሥዕሎች በምልክት ቋንቋ ያላቸውን ትርጉም በመደጋገም ተለማመዱ።

	ቃላት	ሥዕል	በምልክት ቋንቋ
1	መኪና		
2	ባቡር		
3	አውሮፕላን		
4	ፈረስ		
5	ጋሪ		
6	መርከብ		
7	በቅሎ		

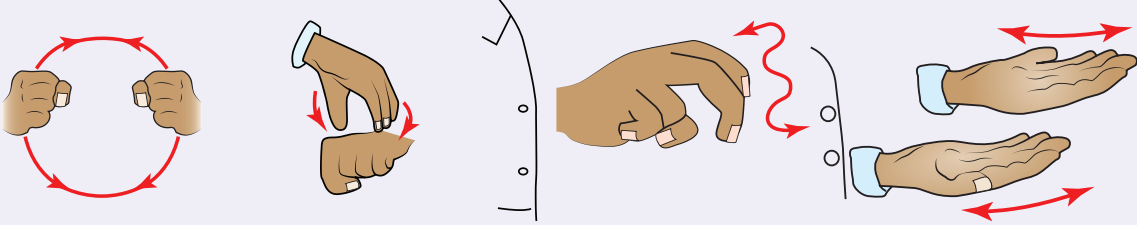
8	ግመል		
9	ብስክሌት		
10	ሞተር ብስክሌት		
11	አህያ		

መስመሻ ስንድ

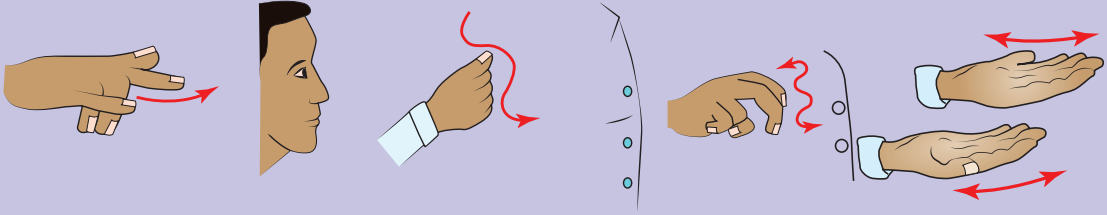
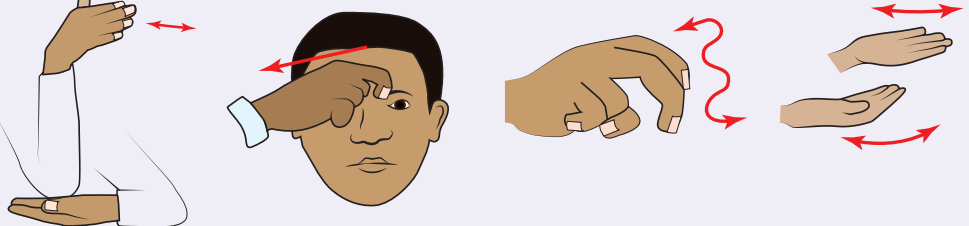
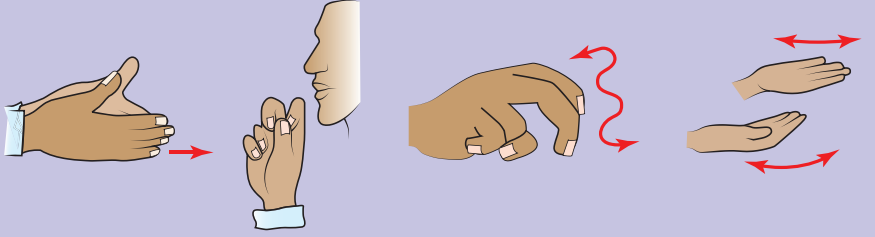
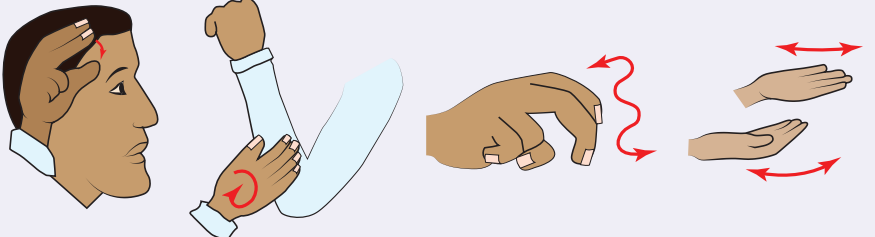
ከዚህ በመቀጠል በምልክት ቋንቋ የቀረቡትን ዓረፍተ ነገሮች እየደጋገማችሁ ተለማመዱ።

ወደ ምልክት ቋንቋ የተቀየሩ ዓረፍተ ነገሮች

1



መኪና በየብስ ላይ ለመጓጓዝ ያገለግላል።

<p>2</p>	 <p>አውሮፕላን በአየር ላይ ለመጓጓዣ ያገለግላል።</p>
<p>3</p>	 <p>ግመል በበርኃ ለመጓጓዣ ያገለግላል።</p>
<p>4</p>	 <p>መርከብ በውኃ ላይ ለመጓጓዣ ያገለግላል።</p>
<p>5</p>	 <p>በቅሎ በገጠር ለመጓጓዣ ያገለግላል።</p>

መጨረሻ ሁለት

ከዚህ በመቀጠል የቀረቡትን የመጓጓዣ ዓይነቶች መሠረት በማድረግ በምልክት ቋንቋ ቀላል ዓረፍተ ነገሮች መሥርቱ።

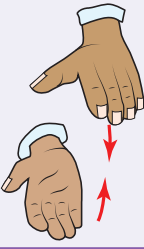
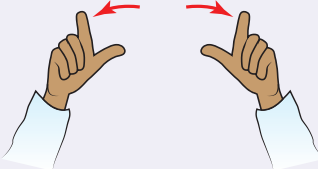



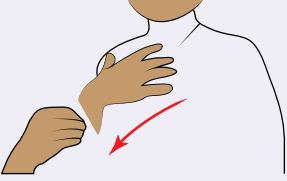
1	ባቡር	
2	ፈረስ	
3	ጋሪ	
4	ብስክሌት	
5	ሞተር ብስክሌት	

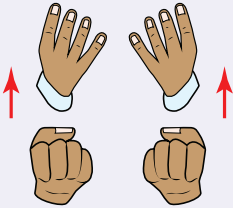

ምዕራፍ አሥራ ሁለት

ትልቁ ነጭ ፈረስ

ተግባር አንድ

የሚከተሉትን ገላጭ ቃላት ትርጉም በምልክት ቋንቋ ቀርቧል። እነዚህን ገላጭ ቃላት በምልክት ቋንቋ በመለማመድ አጠቃቀማቸውን ተገንዝቡ።

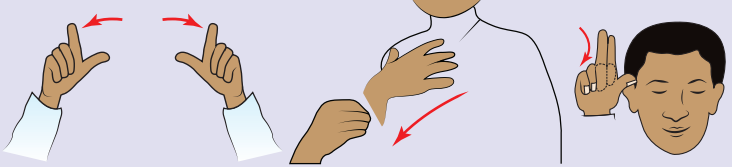
	ቃላት	ምልክት ቋንቋ
1	ትንሽ	
2	ትልቅ	
3	ወፍራም	
4	ቀጭን	
5	ጥቁር	
6	ነጭ	

7	ብዙ	
8	ትንሽ	

መስመሩ ክንድ

የሚከተሉትን ዓረፍተ ነገሮች ወደ ምልክት ቋንቋ ቀይሩ።

ምሳሌ:-

1.	ትልቁ ነጭ ፈረስ።	 <p style="text-align: center;">ትልቁ ነጭ ፈረስ።</p>
----	-------------	--

1.	ብዙ ተማሪዎች።	
2	ጥቁር ውሻ።	
3	ኅብዝ አስተማሪ።	

4	ጠንካራ ገበሬ።።	
5	ቀጭን ልጅ።።	
6	ወፍራም ሴት።።	

መስመጃ ሁለት

የሚከተሉትን ገላጭ ቃላት በመጠቀም ቀላል ዓረፍተ ነገሮች በምልክት ቋንቋ ስሩ።

1	ትንሽ ልጅ	
2	ወፍራም ልብስ	
3	ጥቁር ሱሪ	
4	ብዙ ሰዎች	
5	ጥቂት አስተማሪዎች	

ምዕራፍ አሥራ ሦስት

በዓላት

ተግባር አንድ


የሚከተለውን አንቀፅ ካነበባችሁ በኋላ በኢትዮጵያ ውስጥ የሚከበሩ ብሔራዊና ህዝብዊ በዓላት እነማን እንደሆኑ ግለጹ።


ሀገራችን ኢትዮጵያ ቀደምት የሰው ልጆች መገኛ ናት። የራሷ የሆነ የዘመን አቆጣጠር አላት እንዲሁም ለሰው ልጆች መኖርያነት በዓለም ላይ ተመራጭ ከሆኑት ሀገራት መካከል አንዱ ናት። ሀገራችን ኢትዮጵያ በርካታ ልዩ የሚደረጋት ዕቤቶች አሏት። በቀኝ ግዛት ያለመገዛቷ ብቸኛዋ አፍርካዊት ሀገር በመሆን በመላው ዓለም ለሚገኙት ጥቁር ህዝቦች ኩራት መሆኑን ያስደንቃታል። ከሰማንያ አምስት ብሄር ብሄረሰቦች እና የተለያዩ ሃይማኖቶች በፍቅር፣ በአንድነት እና በመከባበር የሚኖሩበት ሀገር መሆንዋ ደግሞ ልዩ መገለጫ ባሕርይዋ ነው። በዚች እጅግ ውብ በሆነች ሀገር ውስጥ በየዓመቱ በርካታ ኅዝባዊና ብሔራዊ በዓላት ይከበራሉ።

2ኛ ክፍል የኢትዮጵያ ምልክት ቋንቋ ማስተማር መፅሐፍ
2007 ዓ.ም
መስፍን አበበ

መልመጃ አንድ

ከዚህ በመቀጠል የቀረቡትን ሥዕላዊ መግለጫዎች በሚገባ ከተመለከታችሁ በኋላ እያንዳንዱ ሥዕል የሚገልጸውን በዓል ዓይነት በምልክት ቋንቋ ተነጋገሩ።

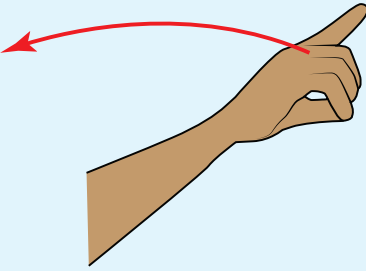
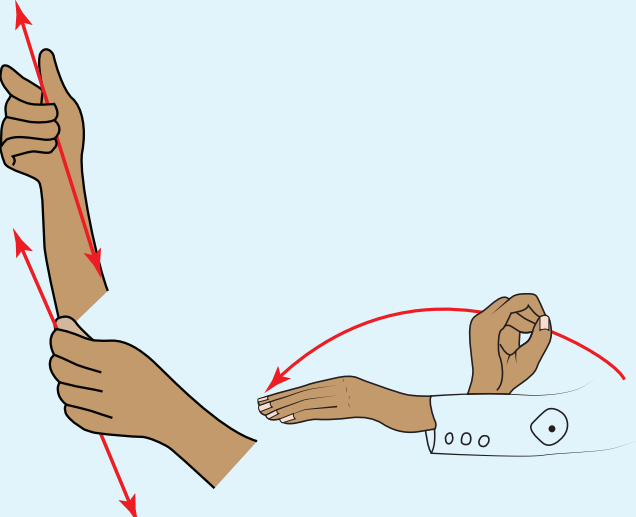




መስመሯ ሁለት

ቀጥሎ ብሔራዊ እና ህዝባዊ ባላላትን በስዕሎች እና በምልክት ቋንቋ ተገልፀው ቀርበዋል። እነዚህን መግለጫዎች ደጋግማችሁ በምልክት ቋንቋ በመለማመድ ትርጉማቸውን በሚገባ ተረዱ።

	ቃላት	ምልክት ቋንቋ
1	የገና በዓል	
2	የጥምቀት በዓል	
3	የረመዳን በዓል	

4	ፋሲካ	
5	የባንዲራ ቀን	



የኢትዮጵያ ምልክት ቋንቋ

የተማሪ መማሪያ መጽሐፍ
ሁለተኛ ክፍል



በኢትዮጵያ ፌዴራላዊ ዲሞክራሲያዊ ሪፐብሊክ
ትምህርት ሚኒስቴር